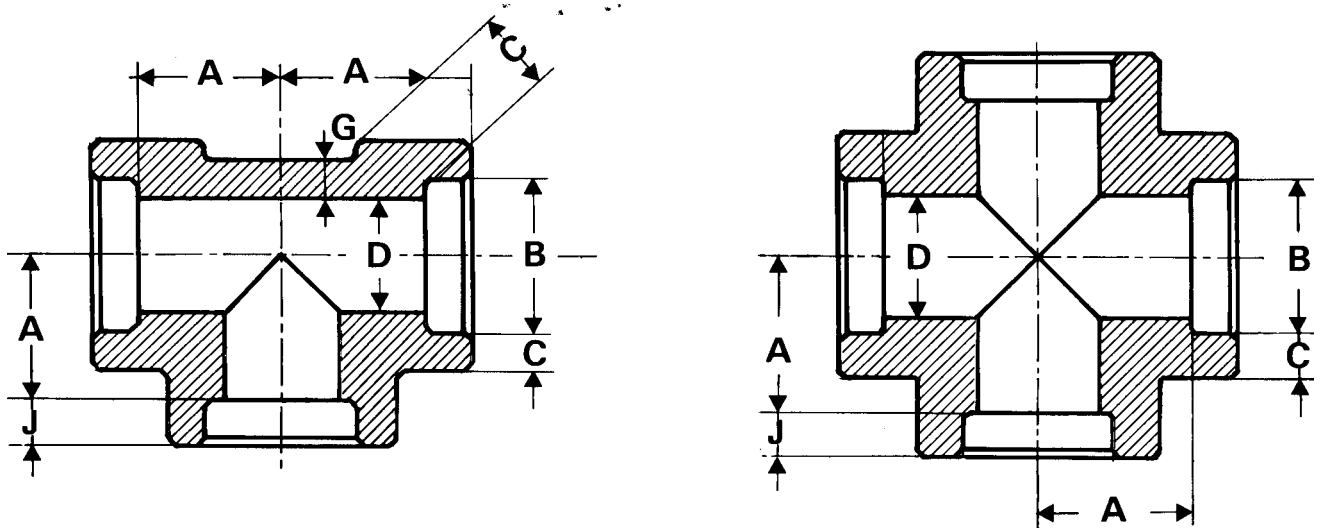


ANSI B 16.11

Tees & Crosses

3000 / 6000 Lbs

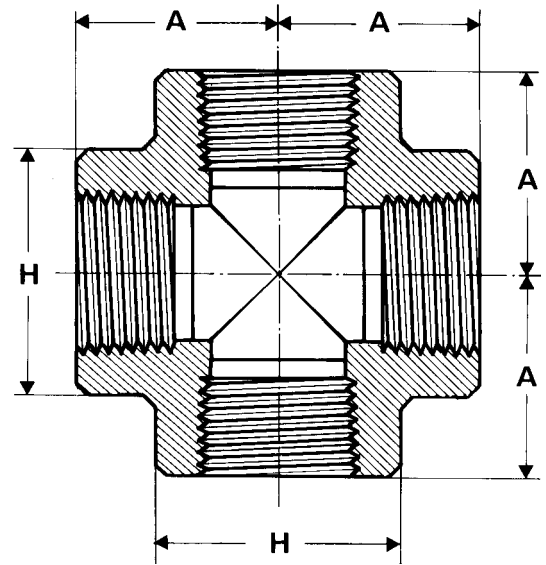
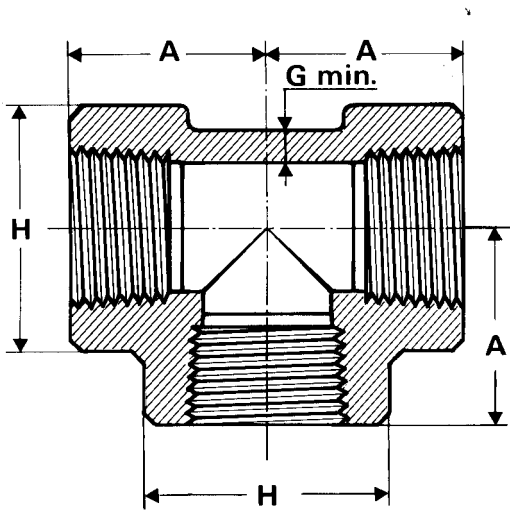


Nominal Pipe Size	Center to Bottom of Socket - A					
	3000		6000		Tolerances +/-	
	mm	inches	mm	inches	mm	inches
1/4	11.0	0.44	13.5	0.53	1.0	0.03
3/8	13.5	0.53	15.5	0.62	1.5	0.06
1/2	15.5	0.62	19.5	0.75	1.5	0.06
3/4	19.5	0.75	22.5	0.88	1.5	0.06
1	22.0	0.88	27.0	1.06	2.0	0.08
1.1/4	27.0	1.06	32.0	1.25	2.0	0.08
1.1/2	32.0	1.25	38.0	1.50	2.0	0.08
2	38.0	1.50	41.0	1.62	2.0	0.08
2.1/2	41.5	1.62			2.5	0.10
3	57.5	2.25			2.5	0.10
4	66.5	2.62			2.5	0.10

ANSI B 16.11

Tee's & Crosses

3000 / 6000 Lbs



Nominal Pipe Size	3000						6000					
	A		H		G		A		H		G	
	mm	inches	mm	inches	mm	inches	mm	inches	mm	inches	mm	inches
1/4	25	0.97	25	1.00	3.5	0.130	29	1.12	33	1.31	6.5	0.260
3/8	29	1.12	33	1.31	3.5	0.138	33	1.31	38	1.50	7.0	0.275
1/2	33	1.31	38	1.50	4.0	0.161	38	1.50	46	1.81	8.0	0.321
3/4	38	1.50	46	1.81	4.5	0.170	44	1.75	56	2.19	8.5	0.336
1	44	1.75	56	2.19	5.0	0.196	51	2.00	62	2.44	10.0	0.391
1.1/4	51	2.00	62	2.44	5.5	0.208	60	2.38	75	2.97	10.5	0.417
1.1/2	60	2.38	75	2.97	5.5	0.219	64	2.50	84	3.31	11.0	0.436
2	64	2.50	84	3.31	7.0	0.281	83	3.25	102	4.00	12.0	0.476
2.1/2	83	3.25	102	4.00	7.5	0.301	95	3.75	121	4.75	15.5	0.602
3	95	3.75	121	4.75	9.0	0.348	106	4.19	146	5.75	16.5	0.655
4	114	4.50	152	6.00	11.0	0.440	114	4.50	152	6.00	18.5	0.735